


**EXHIBIT  
RECYCLING**

**BAG CHANGE INSTRUCTION**




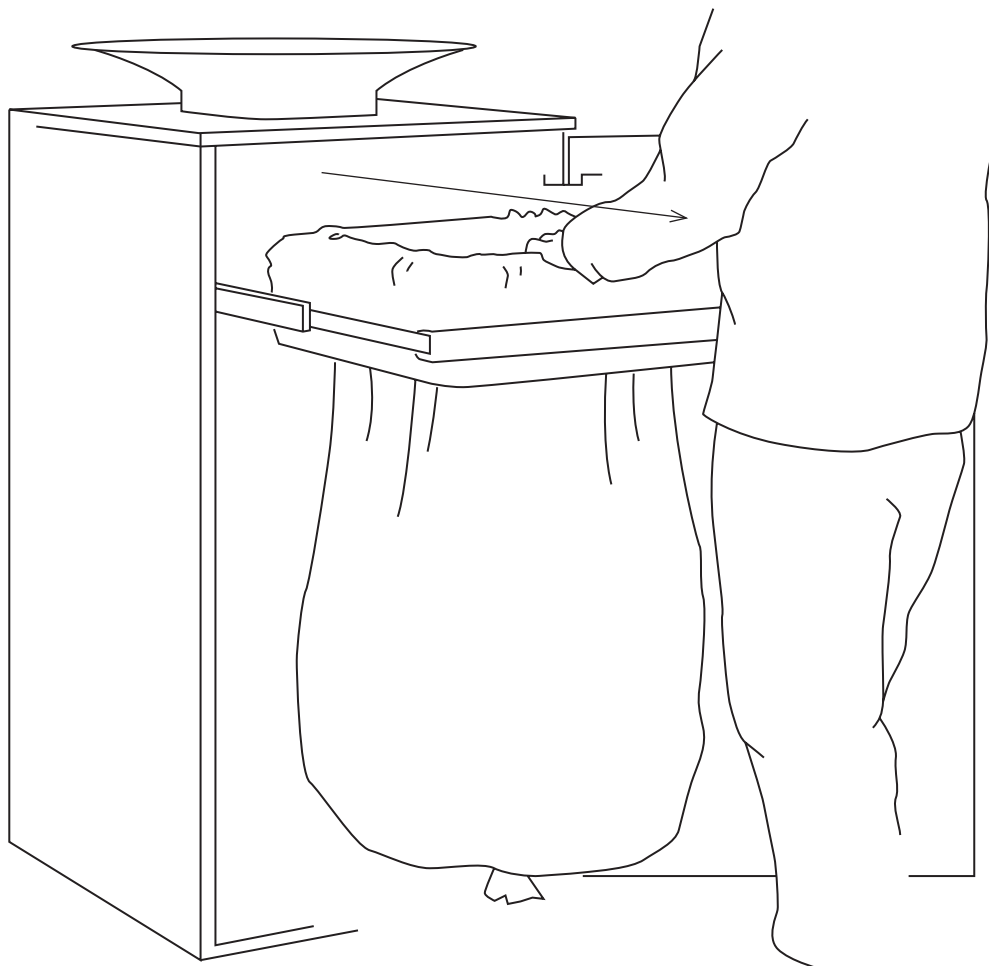
## INSTRUCTION

Exhibit comes prepared with the Longopack system which makes waste management efficient and easy.

### 1. PULL OUT THE EXPANDER

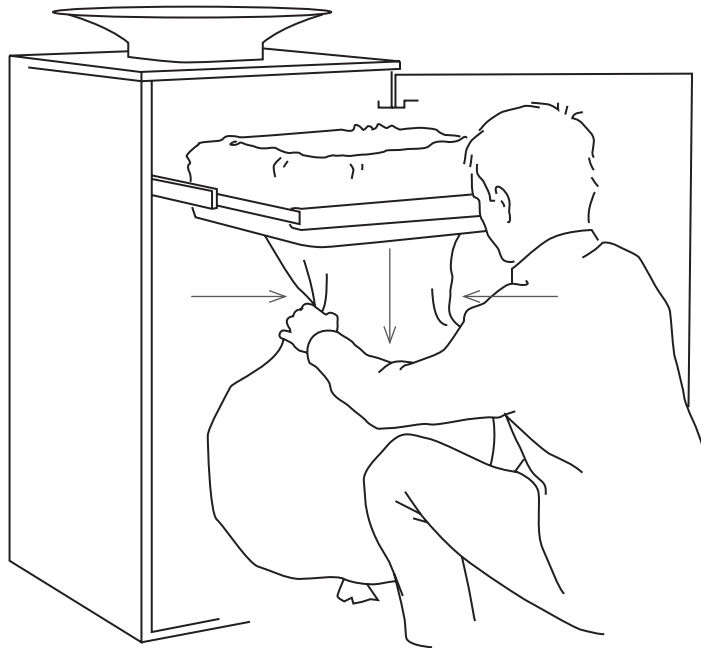
Start by opening the door of exhibit all the way to pull out the expander.

 Do not lean or put any weight on the expander while it is pulled out, since this might cause Exhibit to tip over.



## 1. PULL DOWN THE BAG

Next you pull down the bag so that you get enough plastic to seal the bag.



## 3. SEAL AND CUT

Now seal the top of the bag with a cable tie and then put another one about 10cm above it.

Then cut the bag between the two bag ties.

There is no need to pull down the new bag further since it will extend as more waste gets thrown in. But you could pull down the bag if wanted.

